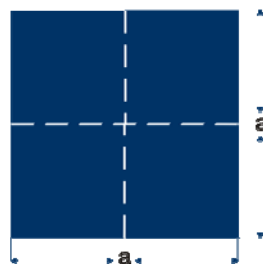


Bare cu secțiune dreptunghiulară

Bare pătrate trase (DIN 178)

Dim. a	Abatere adm. ¹⁾	Greutat $\rho=7.9$ kg/dm ³	Aria secțiunii
[mm]	[mm]	[kg/m]	[mm ²]
2	- 0.06	0.032	4
3		0.071	9
3.5		0.097	12.25
4	- 0.075	0.126	16
4.5		0.160	20.25
5		0.198	25
5.5		0.239	30.25
6	- 0.09	0.284	36
7		0.387	49
8		0.506	64
9		0.640	81
10	- 0.11	0.790	100
11		0.956	121
12		1.138	144
13		1.335	169
14		1.548	196
18		2.560	324
(15)	- 0.11	1.778	225
16		2.022	256
(17)		2.283	289
(19)		2.852	361
20		3.160	400
22	- 0.13	3.824	484
(24)		4.550	576
25		4.938	625
(27)		5.759	729
28		6.194	784
(30)	- 0.16	7.110	900
32		8.090	1024
(35)		9.678	1225
36		10.238	1296
40		12.640	1600
45		15.998	2025
50	- 0.19	19.750	2500
(55)		23.898	3025
(60)		28.440	3600
63*		31.355	3970
[(65)]		33.378	4225
70	- 0.3	38.710	4900
[(75)]		44.438	5625
80		50.560	6400
100		79.000	10000

Bare pătrate laminate la cald, pentru uz general (DIN 1014/1)



Dim. a	Abatere adm.	Greutate $\rho=7.9$ kg/dm ³	Aria secțiunii
[mm]	[mm]	[kg/m]	[mm ²]
8	± 0.4	0.506	64
10		0.790	100
12		1.138	144
13		1.335	169
14	± 0.5	1.548	196
15		1.778	225
16	± 0.6	2.022	256
18		2.560	324
19		2.852	361
20	± 0.8	3.160	400
22		3.824	484
24		4.550	576
25		4.938	625
28	± 1.0	6.194	784
30		7.110	900
32		8.090	1024
35	± 1.3	9.678	1225
40		12.640	1600
45		15.998	2025
50		19.750	2500
55	± 1.5	23.898	3025
60		28.440	3600
65		33.378	4225
70	± 1.0	38.710	4900
80		50.560	6400
90	± 1.3	63.990	8100
100		79.000	10000
110	± 1.5	95.590	12100
120		113.760	14400

1) pentru -65 mm toleranța h11, pentru +65 mm toleranța h12

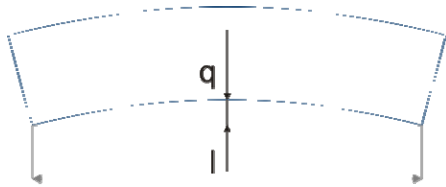
2) dimensiunile din () sunt mărimi tolerate

Rotunjiri admisibile ale muchiilor (DIN 1014/1)

Dim. a		Rotunjire admisibilă r max. (mm)
Min.	Max.	
	12	1
12	20	1.5
20	30	2
30	50	2.5
50	100	3
100	120	4

Răsuciri admisibile (DIN 1014/1)

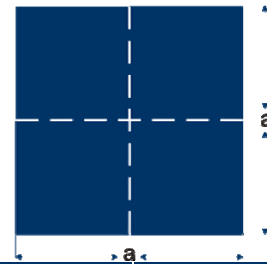
Dim. a		Răsucire admisibilă
Min.	Max.	
	14	4°/m. max. 24°
14	50	3°/m. max. 18°
50		3°/m. max. 15°



Abateri de liniaritate (DIN 1014/1)

Dim. a		Abateri de liniaritate
Min.	Max.	
	25	Ne-prescris
25	80	0.004 • /
80	120	0.0025 • /

Bare pătrate pentru uz special (DIN 1014/2)



Dim. a	Abateri adm.	Greutate $\rho=7.9$ kg/dm ³	Aria secț. [mm ²]
[mm]			
17	± 0.5	2.283	289
21.5		3.652	462.25
23		4.179	529
26.5	± 0.6	5.548	702.25
34		9.132	1156
37	± 0.8	10.815	1369
38		11.408	1444
42		13.936	1764
47		17.451	2209
52	± 1.0	21.362	2704
(57)		25.667	3249
63		31.355	3969
73	± 1.3	42.099	5329
83		54.423	6889
(93)		68.327	8649
103	± 1.5	83.811	10609

Abateri de liniaritate (DIN 1014/2)

Dim. a		Abateri de liniaritate
Min.	Max.	
	26.5	Ne-prescris
26.5	73	0.004 • /
73	103	0.0025 • /

Rotunjiri admisibile ale muchiilor (DIN 1014/2)

Dim. a		Rotunjire admisibilă r max. (mm)
Min.	Max.	
	20	1.5
20	30	2
30	50	2.5
50	100	3
100	120	4