
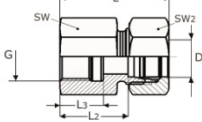

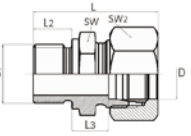


CATALOG ADAPTOARE ERMETO

				Adaptor Ermeto Fi-Fi DIN 2353 316 Ti (1.4571)			
				Dimensiuni			
G	D	PN	L	L2	L3	SW	SW2
1/8"	6	315	34	19,0	12,0	14	14
1/8"	8	315	35	20,0	12,0	17	17
1/4"	6	315	39	24,0	17,0	19	14
1/4"	8	315	39	24,0	17,0	19	17
1/4"	10	315	40	25,0	17,0	19	19
1/4"	12	315	41	26,0	17,0	19	22
1/4"	15	315	42	26,0	17,0	22	27
3/8"	6	315	41	27,0	17,0	22	14
3/8"	8	315	42	26,5	17,0	24	17
3/8"	10	315	41	26,0	17,0	22	19
3/8"	12	315	41	26,0	17,0	24	22
3/8"	15	315	42	26,0	17,0	24	27
3/8"	18	315	43	26,5	17,0	27	32
1/2"	6	315	45	30,0	20,0	27	14
1/2"	8	315	44	29,0	20,0	27	17
1/2"	10	315	45	31,0	20,0	27	19
1/2"	12	315	45	30,0	20,0	27	22
1/2"	15	315	46	31,0	20,0	27	27
1/2"	18	315	46	30,5	20,0	27	32
1/2"	22	160	52	34,5	22,0	32	36
3/4"	12	315	51	36,0	22,0	36	22
3/4"	18	315	46	31,0	22,0	32	32
3/4"	22	160	52	35,5	22,0	32	36
3/4"	28						
1"	18	315	52	35,0	24,5	41	32
1"	22	160	56	34,5	24,5	41	36
1"	28	160	55	35,5	24,5	41	41
1 1/4"	35	160	63	39,0	26,5	55	50
1 1/2"	42	160	65	42,5	28,5	60	60
1/4"	6	630	41	26,0	17,0	19	17
1/4"	8	630	41	26,0	17,0	19	19
1/4"	12	630	43	26,5	17,0	22	24
1/4"	16	400	45	27,0	17,0	27	30
3/8"	10	630	43	26,5	17,0	22	22
3/8"	12	630	43	26,5	17,0	24	24
3/8"	14	400	46	29,0	17,0	24	27
3/8"	14	400	50	32,0	20,0	27	27
3/8"	16	400	45	26,5	17,0	27	27
1/2"	8	630	46	32,0	20,0	27	27
1/2"	10	630	46	31,0	20,0	27	27
1/2"	12	630	47	30,5	20,0	27	30
1/2"	16	400	50	31,5	20,0	30	30
1/2"	20	400	54	32,0	20,0	30	32
3/4"	14	400	53	37,0	22,0	32	36

3/4"	20	400	56	34,5	22,0	36	36
1"	20	400	60	37,5	24,5	41	41
1"	25	400	62	37,5	24,5	41	41
1 1/2"	30	400	64	40,5	26,5	55	55
1 1/2"	38	250	74	43,5	28,5	60	60

					Adaptor Ermeto Fi-Fe DIN 2353 316 Ti (1.4571)		
Dimensiuni							
G	D	PN	L	L2	SW	SW2	Kg
1/8"	6	315	31,0	8,5	14	14	0,025
1/8"	8	315	31,0	8,5	14	17	0,035
1/8"	10	315	33,0	10,5	17	19	0,050
1/8"	12	315	34,0	11,5	19	22	0,053
1/4"	6	315	37,0	10,0	19	14	0,042
1/4"	8	315	37,0	10,0	19	17	0,047
1/4"	10	315	38,0	11,0	19	19	0,052
1/4"	12	315	39,0	12,0	19	22	0,060
1/4"	15	315	40,0	14,0	24	27	0,097
3/8"	6	315	38,0	11,5	22	14	0,057
3/8"	8	315	38,0	11,5	22	17	0,058
3/8"	10	315	39,0	12,5	22	19	0,062
3/8"	12	315	39,0	12,5	22	22	0,072
3/8"	15	315	41,0	13,5	24	27	0,100
3/8"	18	315	41,5	14,0	27	32	0,140
3/8"	22	160	44,0	16,5	32	36	0,170
1/2"	6	315	41,0	12,0	27	14	0,096
1/2"	8	315	41,0	12,0	27	17	0,085
1/2"	10	315	42,0	13,0	27	19	0,091
1/2"	12	315	42,0	13,0	27	22	0,100
1/2"	15	315	43,0	14,0	27	27	0,119
1/2"	18	315	45,0	14,5	27	32	0,140
1/2"	22	160	47,0	16,5	32	36	0,190
1/2"	28	160	48,0	17,5	41	41	0,267
3/4"	12	315	45,0	14,0	32	22	0,150
3/4"	15	315	46,0	15,0	32	27	0,173
3/4"	18	315	47,0	14,5	32	32	0,160
3/4"	22	160	49,0	16,5	32	36	0,195
3/4"	28	160	50,0	17,5	41	41	0,272
1"	15	315	49,0	16,5	41	27	0,240
1"	18	315	51,0	18,0	41	32	0,310
1"	22	160	51,5	17,5	41	36	0,000
1"	28	160	52,0	17,5	41	41	0,270
1"	35	160	57,0	17,5	46	50	0,417
1 1/4"	28	160	55,0	18,3	50	41	0,432
1 1/4"	35	160	59,0	17,5	50	50	0,453
1 1/4"	42	160	62,0	19,0	55	60	0,000
1 1/2"	35	160	63,0	19,5	55	50	0,000
1 1/2"	42	160	64,0	19,0	55	60	0,250
1/8"	6	630	35,0	12,5	14	17	0,000
1/8"	8	630	36,0	13,0	17	19	0,000
1/8"	12	630	39,0	13,5	22	24	0,000

1/4"	6	630	40,0	13,0	19	17	0,060
1/4"	8	630	42,0	15,0	19	19	0,063
1/4"	10	630	43,0	14,5	19	22	0,078
1/4"	12	630	45,0	16,5	22	24	0,000
1/4"	16	400	48,0	18,0	27	30	0,154
3/8"	6	630	42,0	15,5	22	17	0,076
3/8"	8	630	43,0	15,5	22	19	0,000
3/8"	10	630	43,0	15,0	22	22	0,089
3/8"	12	630	45,0	17,0	22	24	0,100
3/8"	14	630	48,0	18,5	27	27	0,132
3/8"	16	400	48,0	18,0	27	30	0,000
1/2"	6	630	47,0	18,0	27	17	0,110
1/2"	8	630	47,0	18,0	27	19	0,123
1/2"	10	630	48,0	17,5	27	22	0,131
1/2"	12	630	48,0	17,5	27	24	0,087
1/2"	14	630	51,0	19,0	27	27	0,156
1/2"	16	400	51,0	18,5	27	30	0,164
1/2"	20	400	56,0	20,5	32	36	1,700
1/2"	25	400	59,0	22,0	36	46	0,000
3/4"	12	630	52,0	21,0	32	24	0,000
3/4"	14	630	54,0	19,0	32	27	0,000
3/4"	16	400	55,0	20,5	32	30	0,231
3/4"	20	400	58,0	20,5	32	36	0,267
3/4"	25	400	63,0	23,0	41	46	0,490
3/4"	30	400	66,0	24,0	46	50	0,000
1"	16	400	59,0	21,5	41	30	0,000
1"	20	400	62,0	22,5	41	36	0,000
1"	25	400	65,0	23,0	41	46	0,000
1"	30	400	68,0	23,5	46	50	0,000
1 ¼"	20	400	64,0	22,5	50	36	0,000
1 ¼"	30	400	70,0	23,5	50	50	0,000
1 ¼"	38	250	77,0	26,0	55	60	0,000
1 ½"	30	400	75,0	23,5	55	50	0,000
1 ½"	38	250	79,0	26,0	55	60	0,000